

The following  
steps will help  
you to **describe**  
and **analyse** a  
cartoon  
systematically

# Analysing Cartoons

## Step 1: First impression

In just one  
sentence, sum  
up your first  
impression  
about the  
cartoon.


What is the cartoon about?

What is its topic?

(When/Where was it published?)


# Step 1: First impression

In just one  
sentence, sum  
up your first  
impression  
about the  
cartoon.



**Step 2:**  
Description

Describe the  
cartoon  
systematically.



## Step 2: Description

A)  
Say where  
people and/or  
things are.

in the upper  
left corner

at the top

in the upper  
right corner

on the left


in the centre

on the right

in the lower  
left corner

at the bottom


in the lower  
right corner






## Step 2: Description

A)  
Say where  
people and/or  
things are.



## Step 2: Description

B)  
Describe the  
elements of the  
cartoon.



speech bubble(s)


thought bubble(s)

label(s)

Underneath the cartoon/The caption reads...

## Step 2: Description

C)  
Identify people  
and/or  
symbols.





## Step 2: Description

D)  
Use the present  
progressive.

**They are thinking about ...**



**He is looking at...**

**They are running towards...**

## Step 3: Analysis

Say what is  
being criticized  
and why.

Are the figures and/or issues  
presented in a positive or  
negative light?  
How is this done?

## Step 3: Analysis

Say what is  
being criticized  
and why.

The characters **come across** in a negative/ positive light...

... **due to** their facial expressions/ gestures/ what they are saying/ what they are thinking



## Step 3: Analysis

Say what is  
being criticized  
and why.

Explain the point the cartoonist  
is trying to make.



## Step 3: Analysis

Say what is  
being criticized  
and why.

The cartoonist wants to make fun of/ point out...

The cartoonist is criticizing...

The cartoonist wants to make the reader aware of the  
fact that...

The real point the cartoonist seems to be making...

The cartoonist uses **exaggerations** to...




## Step 4: Evaluation

Say whether  
you think the  
cartoon is  
effective or not.

Use your background knowledge  
about the topic!

Say whether  
you think the  
cartoon is  
effective or not.



# Four steps for analysing cartoons

Do you remember  
them all?



# Four steps for analysing cartoons

1. First impression
2. Description
3. Analysis
4. Evaluation

Practice  
makes perfect!

